

41-2 2-arm universal puller with swivelling puller legs



DESCRIPTION

The 2-arm universal puller with swivelling puller legs is used to pull bearings, gears and discs in all standard sizes for trades, workshops and industry. It can be used to remove any component that sits on a shaft and is freely accessible from the outside. The swivelling puller legs ensure maximum freedom of movement for individual adaptation to the respective clamping width and depth, even in restricted ambient conditions. There are different versions of the puller within the 41 series. The compact model 41-0 has a hexagonal drive and a flat Thrust piece on the spindle. Models 41-1 and 41-2 have a free-moving T-handle instead of the hexagon for working in confined spaces. From size 41-3 upwards, the pullers are equipped with a hexagonal drive and a dual spindle tip. This enables the greatest pulling forces to be achieved (3 to 7 tonnes).

RANGE OF APPLICATION

For pulling off bearings, gear wheels and discs

BENEFIT

- Oscillating pulling arms enable work in the tightest of spaces with simultaneous individual adjustment to the clamping width and depth
- Anti-slip guard on the spindle head for safe working with wrench
- Spindle riser protects the threading
- Secure positioning of the spindle thanks to the rotatable spindle tip both on smooth surfaces and when centring (Switch Technology) (applies from size 41-3)
- Integrated, free-moving T-handle guarantees manual spindle drive in the tightest of spaces (only applies to sizes 41-1 and 41-2)

OPERATION

- Swivel the puller leg from the outside to the part to be removed
- Push the claws under the component
- Manually pressurise the spindle for fixing
- Manually actuate the T-handle or use a ratchet or combination spanner to move the hexagon on the spindle head until the component is released

APPLICATION IMAGE



DETAIL IMAGE



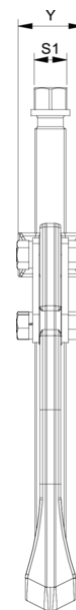
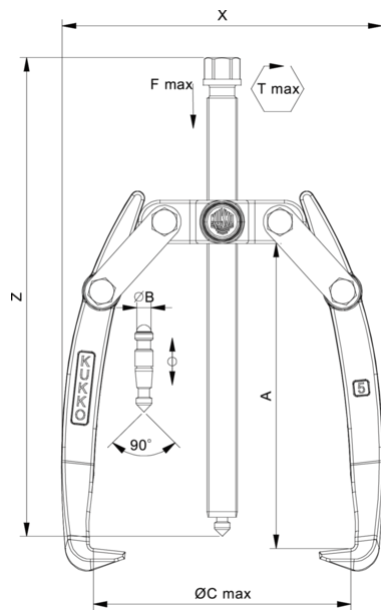
MASTER DATA

GTIN [EAN]	4021176015113
Country of origin	DE
Case material	Tool steel
Series	41
Net weight [kg]	0,25 kg
Package contents	1 piece
Packaging Act	PAP 21

SPARE PARTS

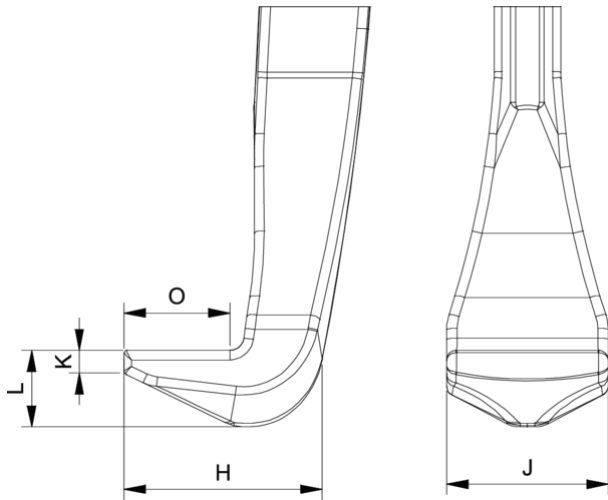
- 41-1-T_Traverse
- 41-2-80-P_2 Pulling hooks (pair)
- 609105_Mechanical pressure spindle

2-arm universal puller with swivelling puller legs



Abbreviation	Attribut	Wert
X	Total width [mm]	94 mm
Y	Total depth [mm]	17 mm
Z	Total height [mm]	125 mm
A	Clamping depth outside pull-off [mm]	80 mm
S1	Width across flats [mm]	T-handle
Cmin	Span outside pull-off (min.) [mm]	0 mm
Cmax	Span outside pull-off (max.) [mm]	80 mm
K	Hook root thickness at the tip (claw thickness K) [mm]	2 mm
J	Hook base width (claw width J) [mm]	10,5 mm
O	Hook base depth usable (claw depth usable O) [mm]	9 mm
H	Total hook root depth (total claw depth H) [mm]	16 mm
L	Total claw thickness (L+1mm) (claw distance to base surface) [mm]	5 mm
Fmax	Max. tractive force [t]	1.5 t
Fmax	Max. tensile force [kN]	15 kN

Abbreviation	Attribut	Wert
X	Total width [mm]	94 mm
Y	Total depth [mm]	17 mm
Z	Total height [mm]	125 mm
A	Clamping depth outside pull-off [mm]	80 mm
S1	Width across flats [mm]	T-handle
Cmin	Span outside pull-off (min.) [mm]	0 mm
Cmax	Span outside pull-off (max.) [mm]	80 mm
K	Hook root thickness at the tip (claw thickness K) [mm]	2 mm
J	Hook base width (claw width J) [mm]	10,5 mm
O	Hook base depth usable (claw depth usable O) [mm]	9 mm
H	Total hook root depth (total claw depth H) [mm]	16 mm
L	Total claw thickness (L+1mm) (claw distance to base surface) [mm]	5 mm
Fmax	Max. tractive force [t]	1.5 t
Fmax	Max. tensile force [kN]	15 kN



Abbreviation	Attribut	Wert
X	Total width [mm]	94 mm
Y	Total depth [mm]	17 mm
Z	Total height [mm]	125 mm
A	Clamping depth outside pull-off [mm]	80 mm
S1	Width across flats [mm]	T-handle
Cmin	Span outside pull-off (min.) [mm]	0 mm
Cmax	Span outside pull-off (max.) [mm]	80 mm
K	Hook root thickness at the tip (claw thickness K) [mm]	2 mm
J	Hook base width (claw width J) [mm]	10,5 mm
O	Hook base depth usable (claw depth usable O) [mm]	9 mm
H	Total hook root depth (total claw depth H) [mm]	16 mm
L	Total claw thickness (L+1mm) (claw distance to base surface) [mm]	5 mm
Fmax	Max. tractive force [t]	1.5 t
Fmax	Max. tensile force [kN]	15 kN