

44-4 Handy, 2-armed industrial puller with power-transmitting and self-centring puller legs



DESCRIPTION

The handy 2-arm industrial puller with power-transmitting and self-centring puller legs is used to pull bearings, gears and discs in all standard sizes for trade, workshop and industry. It can be used to remove any component that sits on a shaft and is freely accessible from the outside. When the spindle pressure is built up, the part to be removed is gripped ever more tightly by the interconnected puller legs.

RANGE OF APPLICATION

For pulling off bearings, gear wheels and discs

BENEFIT

- Self-centring of the legs by manually tightening the spindle (Autogrip Technology)
- Secure positioning of the spindle thanks to the rotatable spindle tip, both on smooth surfaces and when centring (Switch Technology)
- Anti-slip guard on the spindle head for safe working with wrench
- Spindle riser protects the threading

OPERATION

- Position the puller leg on the part to be removed from the outside
- Swivel the claws under the component
- Pull the spindle manually under pressure to fix it
- Use a ratchet or combination spanner to move the hexagon on the spindle head until the component is released

MASTER DATA

GTIN [EAN]	4021176016363
Country of origin	DE
Case material	Tool steel
Series	44
Net weight [kg]	3,28 kg
Package contents	1 piece
Packaging Act	PAP 21
Global sales capability given	Yes

SPARE PARTS

- 44-4-T_2-arm traverse
- 44-4-200-P_2 Hook (pair)
- 44-4-206_Druckspindel

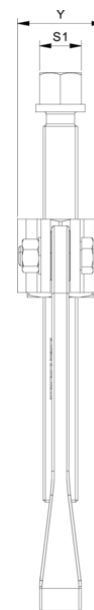
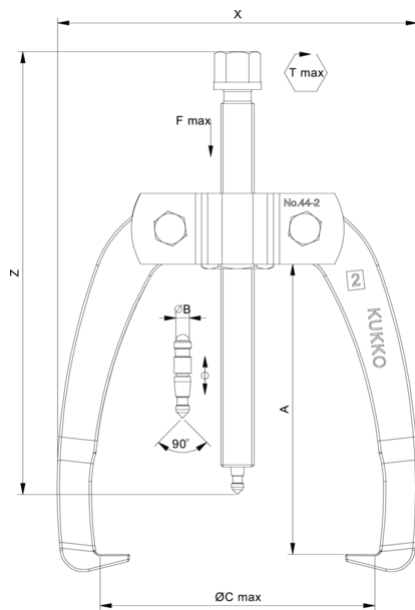
APPLICATION IMAGE



DETAIL IMAGE

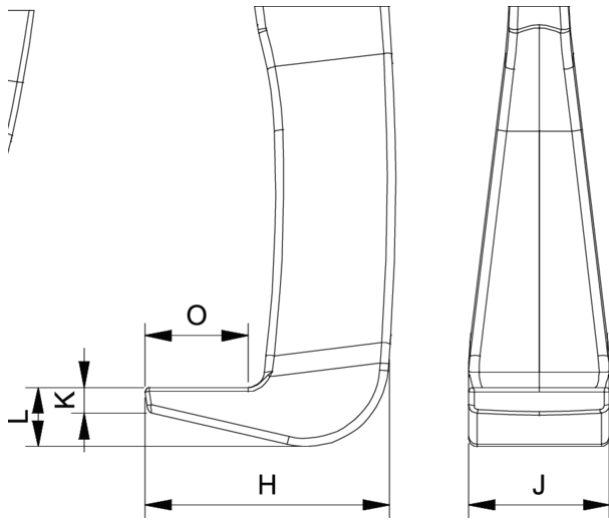


Handy, 2-armed industrial puller with power-transmitting and self-centring puller legs



Abbreviation	Attribut	Wert
X	Total width [mm]	302 mm
Y	Total depth [mm]	62 mm
Z	Total height [mm]	285 mm
A	Clamping depth outside pull-off [mm]	200 mm
S1	Width across flats [mm]	24 mm
Cmin	Span outside pull-off (min.) [mm]	0 mm
Cmax	Span outside pull-off (max.) [mm]	250 mm
K	Hook root thickness at the tip (claw thickness K) [mm]	4 mm
J	Hook base width (claw width J) [mm]	28 mm
O	Hook base depth usable (claw depth usable O) [mm]	26 mm
H	Total hook root depth (total claw depth H) [mm]	52 mm
L	Total claw thickness (L+1mm) (claw distance to base surface) [mm]	12 mm
Tmax	Max. torque [Nm]	190 Nm
Fmax	Max. tractive force [t]	7 t
Fmax	Max. tensile force [kN]	70 kN

Abbreviation	Attribut	Wert
X	Total width [mm]	302 mm
Y	Total depth [mm]	62 mm
Z	Total height [mm]	285 mm
A	Clamping depth outside pull-off [mm]	200 mm
S1	Width across flats [mm]	24 mm
Cmin	Span outside pull-off (min.) [mm]	0 mm
Cmax	Span outside pull-off (max.) [mm]	250 mm
K	Hook root thickness at the tip (claw thickness K) [mm]	4 mm
J	Hook base width (claw width J) [mm]	28 mm
O	Hook base depth usable (claw depth usable O) [mm]	26 mm
H	Total hook root depth (total claw depth H) [mm]	52 mm
L	Total claw thickness (L+1mm) (claw distance to base surface) [mm]	12 mm
Tmax	Max. torque [Nm]	190 Nm
Fmax	Max. tractive force [t]	7 t
Fmax	Max. tensile force [kN]	70 kN



Abbreviation	Attribut	Wert
X	Total width [mm]	302 mm
Y	Total depth [mm]	62 mm
Z	Total height [mm]	285 mm
A	Clamping depth outside pull-off [mm]	200 mm
S1	Width across flats [mm]	24 mm
Cmin	Span outside pull-off (min.) [mm]	0 mm
Cmax	Span outside pull-off (max.) [mm]	250 mm
K	Hook root thickness at the tip (claw thickness K) [mm]	4 mm
J	Hook base width (claw width J) [mm]	28 mm
O	Hook base depth usable (claw depth usable O) [mm]	26 mm
H	Total hook root depth (total claw depth H) [mm]	52 mm
L	Total claw thickness (L+1mm) (claw distance to base surface) [mm]	12 mm
Tmax	Max. torque [Nm]	190 Nm
Fmax	Max. tractive force [t]	7 t
Fmax	Max. tensile force [kN]	70 kN